

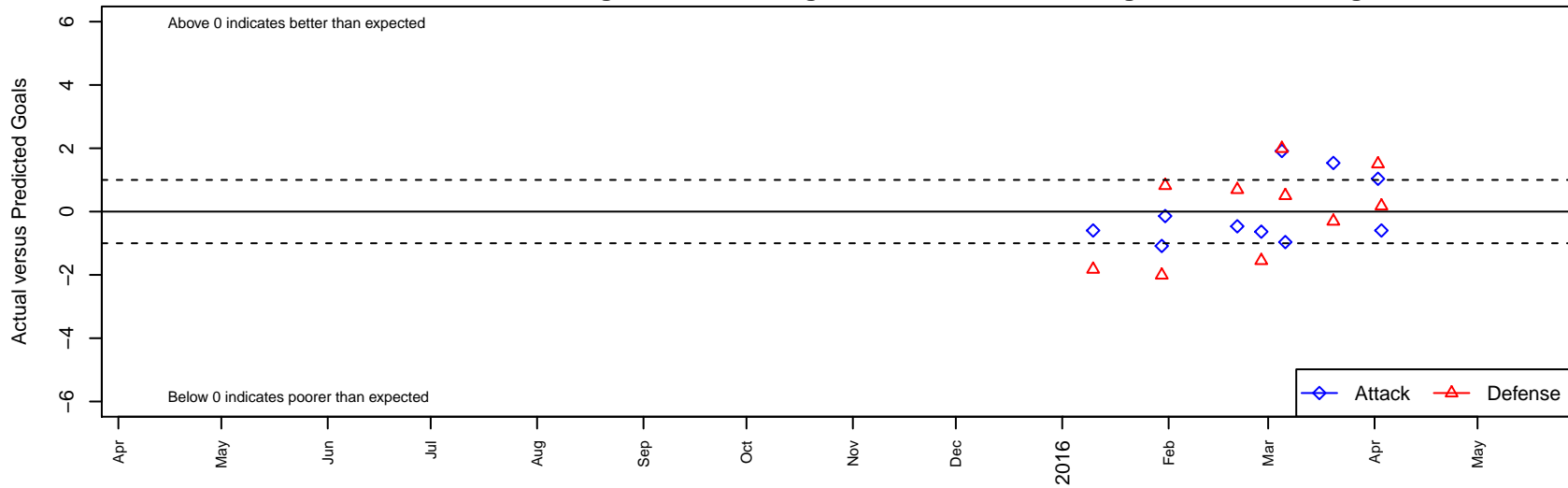
SGESC Fusion White G00

Spanaway Graham Eatonville SC
Graham, WA
G00 total strength=1072
attack=3.3 defense=1.99
fall league = PSPL Classic 3 U15

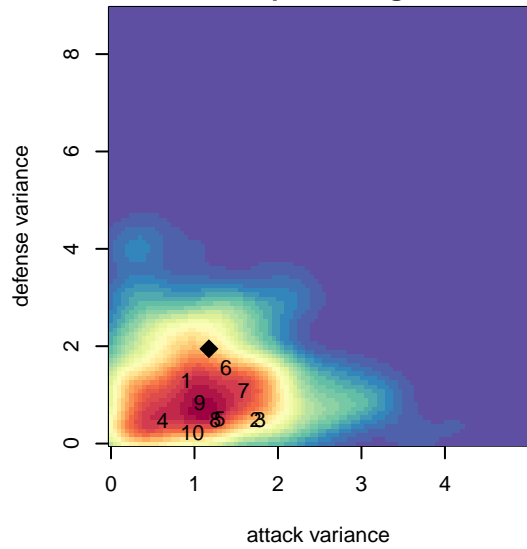
alt names used:
SGEOSC Fusion 00' White

Venues played:
2015 PSPL Classic 3 U15

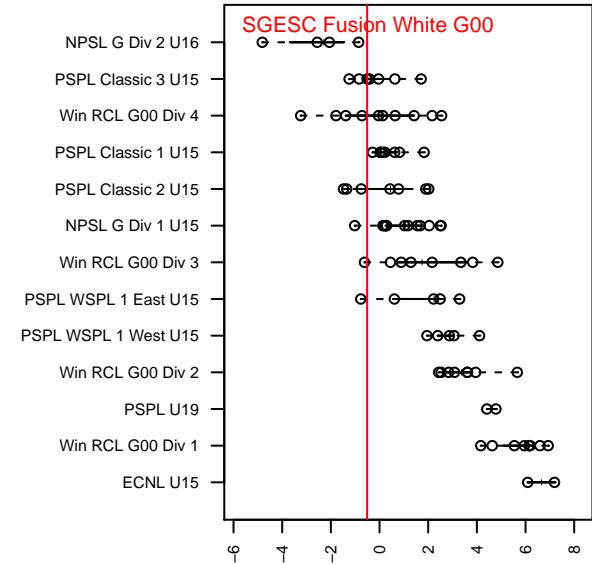
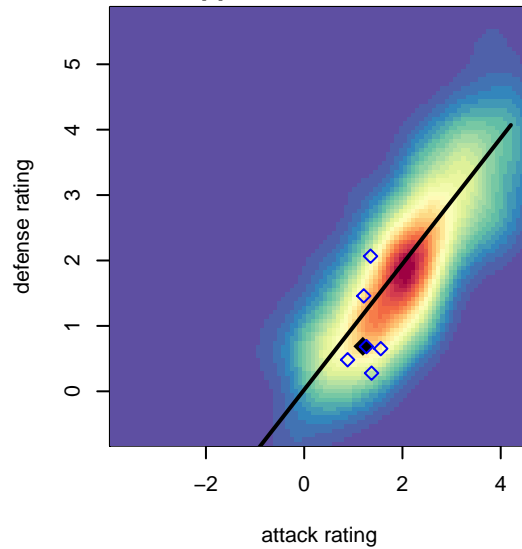
SGESC Fusion White G00
Dots are actual minus expected GF (blue circles) and GA (red triangles).
Blue line is smoothed change in attack strength. Red is smoothed change in defense strength.



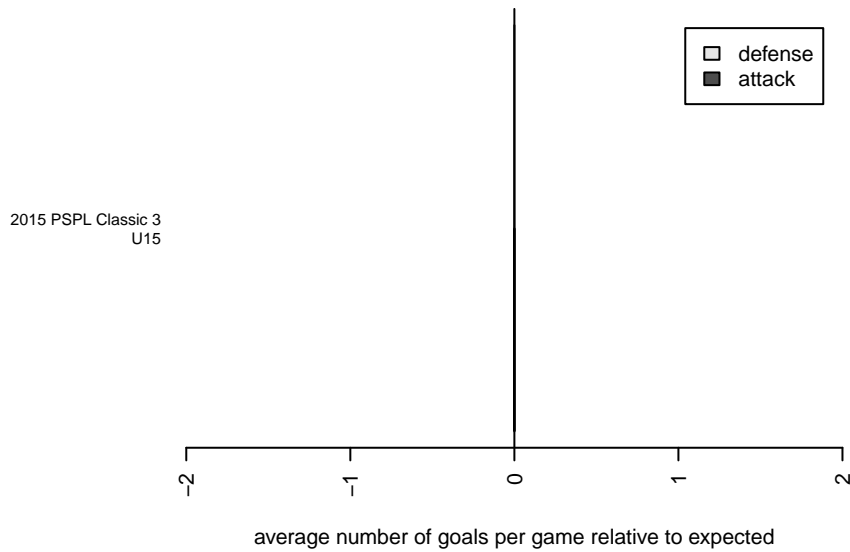
**attack and defense variance (black dot)
relative to other teams
and top 10 in region**



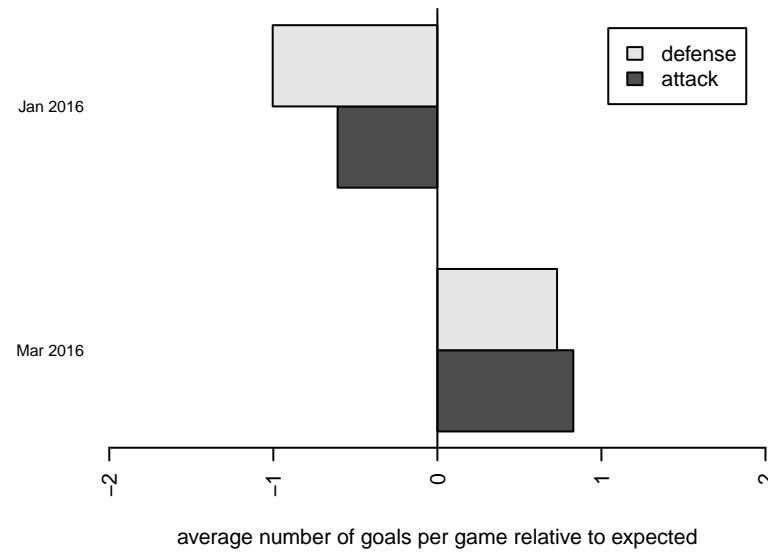
**attack and defense rating
relative to others at age
and all opponents in last 13 months**



Performance relative to 13 month average



Performance relative to 13 month average



date	home		away		venue	pred.home	pred.away
2016-04-03	Shoreline SC Verrou G00	2	SGESC Fusion White G00	0	2015 PSPL Classic 3 U15	2.18	0.60
2016-04-02	SGESC Fusion White G00	3	CSC Velocity Green G00	0	2015 PSPL Classic 3 U15	1.96	1.50
2016-03-20	SGESC Fusion White G00	3	ISC Gunners B G00	2	2015 PSPL Classic 3 U15	1.46	1.69
2016-03-06	CSC Velocity Green G00	1	SGESC Fusion White G00	1	2015 PSPL Classic 3 U15	1.50	1.96
2016-03-05	SGESC Fusion White G00	4	TC United Navy G00	0	2015 PSPL Classic 3 U15	2.09	1.99
2016-02-28	MRFC Blue G00	4	SGESC Fusion White G00	1	2015 PSPL Classic 3 U15	2.45	1.64
2016-02-21	ISC Gunners B G00	1	SGESC Fusion White G00	1	2015 PSPL Classic 3 U15	1.69	1.46
2016-01-31	SGESC Fusion White G00	1	SGESC Fusion Red G00	1	2015 PSPL Classic 3 U15	1.14	1.82
2016-01-30	TC United Navy G00	4	SGESC Fusion White G00	1	2015 PSPL Classic 3 U15	1.99	2.09
2016-01-10	SGESC Fusion White G00	0	Shoreline SC Verrou G00	4	2015 PSPL Classic 3 U15	0.60	2.18